

SOUNDROVER

WIRELESS PARTY SPEAKER

180W PEAK POWER

WIRELESS PARTY SPEAKER
WITH LIGHTING EFFECTS

 **Bluetooth®**



ALTEC
LANSING


ITEM: IMT7002

QUICK START GUIDE

1.

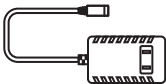
IN THE BOX



IMT7002 SoundRover
Wireless Party Speaker



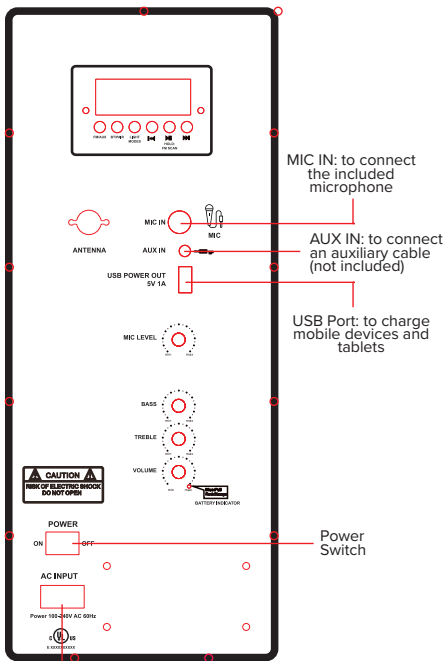
Wired Microphone



Power Cable

2.

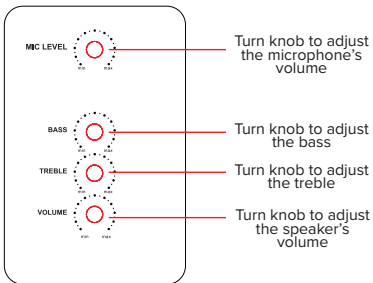
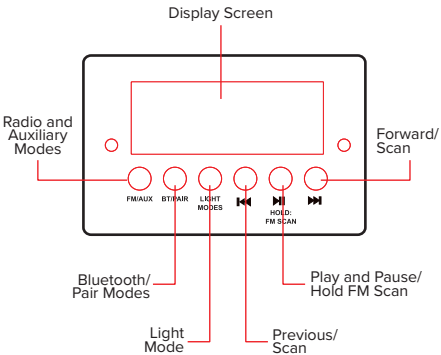
INPUT/ OUTPUT PORTS



AC Input: to connect to included power cable

3.

SPEAKER CONTROLS



4.

AUDIO MODES

Bluetooth Pairing:

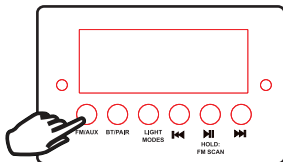
Go to the Bluetooth page in Settings. Make sure Bluetooth is on before connecting to the available device "AL SoundRover".

If the speaker does not automatically go into pairing after turning it on press the BT/Pair button.



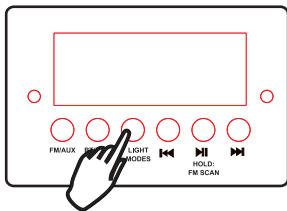
FM Radio:

1. Press and hold the Play/Pause button to perform a scan of the FM band. The SoundRover will store the strongest stations as presets.
2. Press the Next/Scan and Previous/Scan buttons to move a preset.
3. Press and hold the Next/Scan and Previous/Scan buttons to scan to the next strongest radio station.



5.

LIGHT MODE



Press the Light Mode button to toggle through the different modes. Press and hold the button for three seconds to turn the side LEDs ON/OFF.

Mode 1: Multicolor swirl

Mode 2: Back and forth

Mode 3: Thin swirl

Mode 4: Slow multicolor ring

Mode 5: Fast multicolor ring

Mode 6: Multicolor ring

Mode 7: Slow multicolor, growing ring

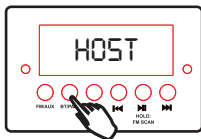
Mode 8: Fast multicolor, growing ring

6.

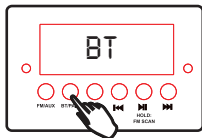
TRUE WIRELESS

The SoundRover has the True Wireless function. If you own two SoundRovers, follow the directions below to pair them together.

1. Turn the first speaker on and pair it to a Bluetooth compatible device.
2. Press and hold the Bluetooth/Pair button on the first speaker for two seconds. 'HOST' will appear on the display screen indicating it is the main speaker.



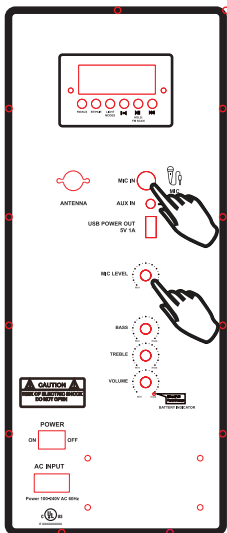
3. Turn on the second speaker. Press the Bluetooth/Pair button and 'BT' will appear on the display screen. When this appears the first speaker will automatically connect to the second speaker.



4. To disconnect the True Wireless function press the Bluetooth button on either speaker.

7.

MICROPHONE



Connect the included microphone into the Microphone jack to sing along to music.

Adjust the volume of the microphone by turning the the Mic Level knob.

8.

SAFETY PRECAUTIONS



9.

SPECIFICATIONS

Bluetooth Spec: V4.2

Bluetooth Range: up to 33 Feet

Power Supply: AC100-240V

Battery Type: 11.1V, 7000 mAh Lithium Ion Battery

Output: 60 W

Charge Time: Approximately 5 hours

Play Time: Approximately 6 Hours

10.

FCC STATEMENT

Changes or modifications not expressly approved by the party responsible for compliance could void the user's authority to operate the equipment.

This device complies with Part 15 of the FCC Rules. Operation is subject to the following two conditions: (1) this device may not cause harmful interference, and (2) this device must accept any interference received, including interference that may cause undesired operation.

This equipment has been tested and found to comply with the limits for a Class B digital device, pursuant to Part 15 of the FCC Rules. These limits are designed to provide reasonable protection against harmful interference in a residential installation. This equipment generates, uses and can radiate radio frequency energy and, if not installed and used in accordance with the instructions, may cause harmful interference to radio communications. However, there is no guarantee that interference will not occur in a particular installation.

If this equipment does cause harmful interference to radio or television reception, which can be determined by turning the equipment off and on, the user is encouraged to try to correct the interference by one or more of the following measures:

- Reorient or relocate the receiving antenna.
- Increase the separation between the equipment and receiver.
- Connect the equipment into an outlet on a circuit different from that to which the receiver is connected.
- Consult the dealer or an experienced radio/TV technician for help.

Having Trouble? We're here to help!

Call us 24/7 at 1-855-292-4087
E-mail us at support@alteclansing.com
or visit us at alteclansing.com

Keep manual and all relevant
information for future reference.

11.

WARRANTY

This warranty covers the original consumer purchaser only and is not transferable.

This warranty covers products that fail to function properly UNDER NORMAL USAGE, due to defects in material or workmanship. Your product will be repaired or replaced at no charge for parts or labor for a period of one year.

What Is Not Covered by Warranty:

Damages or malfunctions not resulting from defects in material or workmanship and damages or malfunctions from other than normal use, including but limited to, repair by unauthorized parties, tampering, modification or accident.

To Obtain Warranty Service and Troubleshooting Information:

Call 1-855-292-4087 or Visit our website at www.alteclansing.com.

To receive Warranty service along with the name and address of an authorized product service center, the original consumer purchaser must contact us for problem determination and service procedures. Proof of purchase in the form of a bill of sale or receipted invoice, evidencing that the Product is within the applicable Warranty period(s), MUST be presented in order to obtain the requested service. It is your responsibility to properly package and send any defective products along with a dated copy of proof of purchase, a written explanation of the problem, and a valid return address to the authorized service center at your expense. Do not include any other items or accessories with the defective product. Any products received by the authorized service center that are not covered by warranty will be returned unrepaid.

NO WARRANTIES, WHETHER EXPRESS OR IMPLIED, INCLUDING, BUT NOT LIMITED TO, ANY IMPLIED WARRANTIES OF MERCHANTABILITY OR FITNESS FOR A PARTICULAR PURPOSE, OTHER THAN THOSE EXPRESSLY DESCRIBED ABOVE SHALL APPLY. DISTRIBUTOR FURTHER DISCLAIMS ALL WARRANTIES AFTER THE EXPRESS WARRANTY PERIOD STATED ABOVE. NO OTHER EXPRESS WARRANTY OR GUARANTY GIVEN BY ANY PERSON, FIRM OR ENTITY WITH RESPECT TO THE PRODUCT SHALL BE BINDING ON DISTRIBUTOR. REPAIR, REPLACEMENT, OR REFUND OF THE ORIGINAL PURCHASE PRICE - AT DISTRIBUTOR'S SOLE DISCRETION -ARE THE EXCLUSIVE REMEDIES OF THE CONSUMER. IN NO EVENT WILL DISTRIBUTOR, ITS MANUFACTURERS, OR SAKAR INT. BE LIABLE FOR ANY INCIDENTAL, DIRECT, INDIRECT, SPECIAL, PUNITIVE OR CONSEQUENTIAL DAMAGES (SUCH AS, BUT NOT LIMITED TO, DAMAGES FOR LOSS OF PROFITS, BUSINESS, SAVINGS, DATA OR RECORDS) CAUSED BY THE USE, MISUSE OR INABILITY TO USE THE PRODUCT. EXCEPT AS STATED HEREIN, NO OTHER WARRANTIES SHALL APPLY. NOTWITHSTANDING THE FOREGOING, CONSUMER'S RECOVERY AGAINST DISTRIBUTOR SHALL NOT EXCEED THE PURCHASE PRICE OF THE PRODUCT SOLD BY DISTRIBUTOR. THIS WARRANTY SHALL NOT EXTEND TO ANYONE OTHER THAN THE ORIGINAL CONSUMER WHO PURCHASED THE PRODUCT AND IS NOT TRANSFERABLE.

Some countries, states or provinces do not allow the exclusion or limitation of incidental or consequential damages or allow limitations on warranties, so limitation or exclusions may not apply to you. This warranty gives you specific legal rights, and you may have other rights that vary from state to state or province to province. Contact your authorized retailer to determine if another warranty applies. This product is manufactured, distributed and sold by SAKAR International, Inc. All other trademarks are the property of the respective owner, who has not sponsored, endorsed or approved this product.

JUST LISTEN.

The Bluetooth® word mark and logos are registered trademarks owned by the Bluetooth SIG, Inc. and use of such marks by AL Infinity, LLC is under license. Other trademarks and trade names are those of their respective owners.