In the Box

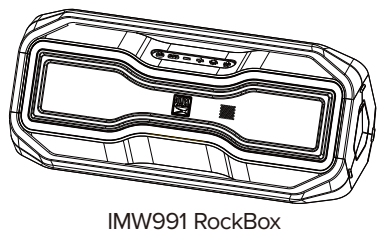

IMW991 RockBox
Rugged Bluetooth Speaker

AC Adapter



USB Cable

A Closer Look

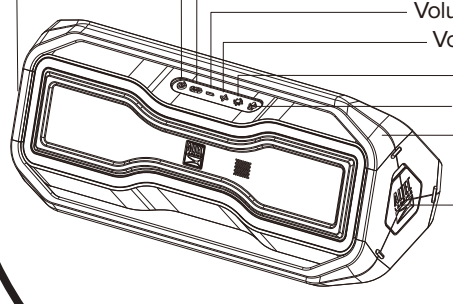

Charging

4-5 Hours
Full Charge

(red)= Charging
(off)= Charged

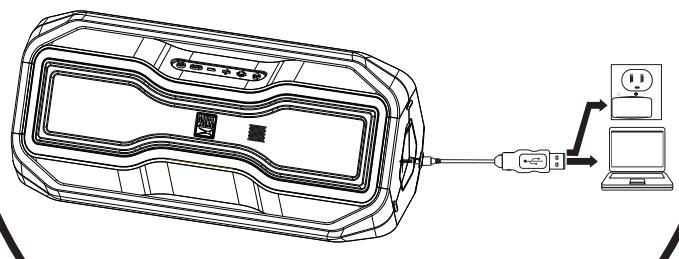

Powering On/ Bluetooth Pairing

PRESS & HOLD
3-4 SEC

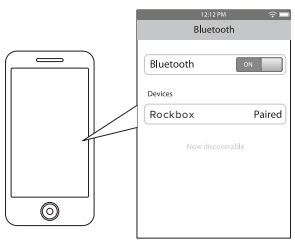

Ready to Pair
Blue Slowly Flashing LED

OR

For NFC-Enabled Phones

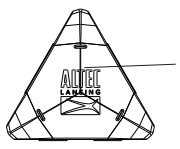

Touch back of phone
to Altec Lansing
Logo

House Party Mode

After connecting Bluetooth
PRESS & HOLD 2-3 SECONDS

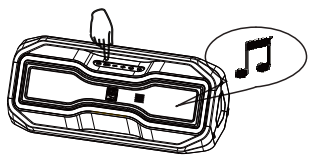

= Parent Speaker Ready to Pair

Any Additional Speakers
TAP ONCE

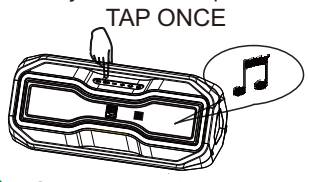

= Green light will continue to flash
when connected.

Just Ask/Light Change Mode/ Bluetooth Reset

To activate JUST ASK feature
and speak to Siri or Google Assistant:

Press & Hold

Press

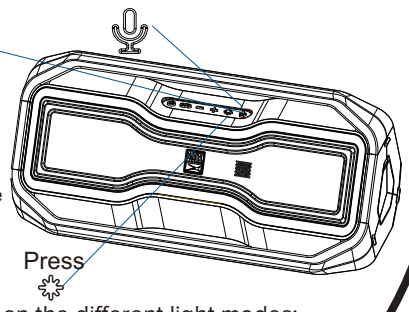

Disconnect Bluetooth: Press & Hold for 5 seconds and device will beep.
Reset All Connections: Press & Hold for 10 seconds and device will beep twice.

Press

To toggle between the different light modes:
Multi color slow fade, White pulse to music,
Multi Color pulse to music, White slow fade,
Solid Blue, Multi Color change, Off.

Note: First time Power on the unit, After 20 seconds the Light will automatic change to off.

Controlling Music

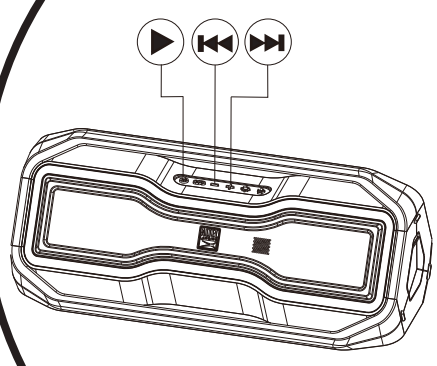

PRESS
Play/Pause
Volume Up
Volume Down
PRESS & HOLD
Next Track
Previous Track

Answering Calls

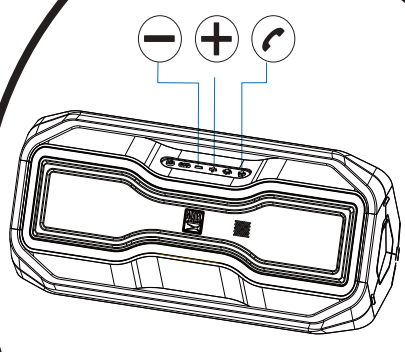

PRESS
Volume Up
Volume Down
Answer Call/
End Call
PRESS & HOLD (2 sec)
Reject Incoming Call

Overall battery performance varies dependent upon use, settings and environmental conditions. For further information, please visit www.alteclansing.com

est.
FIRST

FOLLOW US ON #myalteclansing