

SHOCKWAVE 100

WIRELESS PARTY SPEAKER

150W PEAK POWER

WIRELESS PARTY SPEAKER
WITH LIGHTING EFFECTS

 **Bluetooth®**



ALTEC
LANSING


Item: IMT7001

Quick Start Guide

1.

WHAT'S INCLUDED



IMT7001 Wireless Party Speaker



Quick Start Guide



AUX. Audio cable



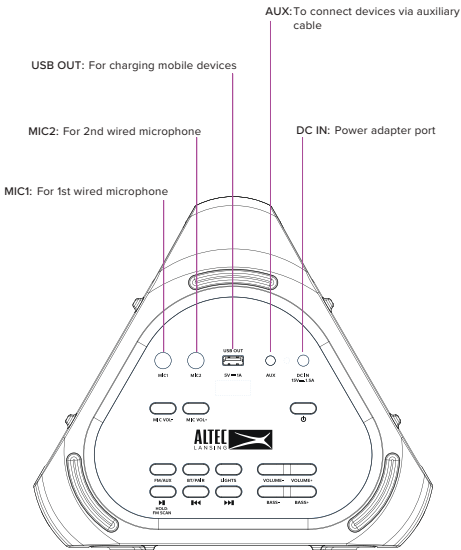
Adapter



Wired Mic.x1

2.

INPUT/OUTPUT PORTS

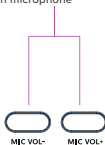


3.

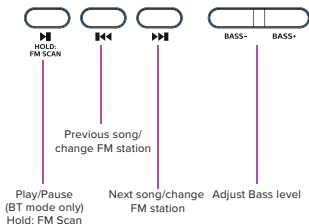
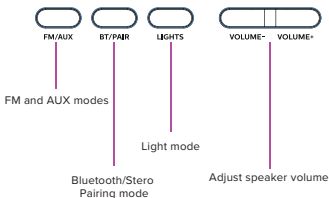
SPEAKER CONTROLS

Brief introduction to buttons on top panel

MIC Volume Control:
Press MIC volume buttons to increase or decrease the volume of each microphone



Power Button:
Press and hold for 3 seconds to turn speaker ON and OFF

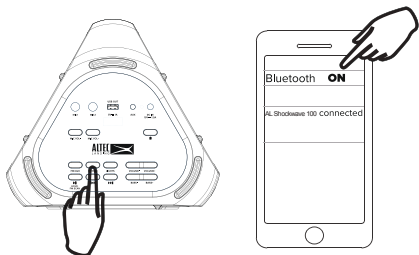


CONTROL PANEL

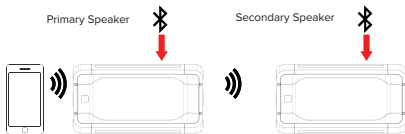
4.

BLUETOOTH CONNECTION

Go to the Bluetooth settings page on your phone. Make sure Bluetooth is on before connecting to the available device "AL Shockwave 100".



Stereo pairing (requires two speakers) :



1. Have one speaker turned on, paired, and playing music. It will serve as the HOST (the Primary speaker). The display will be showing 'Bt'. (Pair by pressing the BT/PAIR button, 'Bt' flashes on the display screen and becomes solid when pairing is complete.
2. Turn on an additional compatible speaker, it will serve as the Secondary speaker.
3. Press and hold the BT/PAIR button on the Primary speaker for approximately two seconds or until the display changes from solid 'Bt' to flashing 'HOST'.
4. Quickly press the BT/PAIR button on the Secondary speaker. The display will change from flashing 'Bt' to flashing 'St PAIr' (stereo pairing).
5. The speakers will connect and both displays will show 'Bt'. The speakers will now play the same music from the same audio source, one will play Left and one will play Right.

5.

LIGHTING CONTROL

Briefly press the LIGHTS button for lighting control:

(Noted: Cone's light will be displayed while unit is playing music)



Lights

- LED 1: Side lights scrolling multi-color, cones color change with the beat; press and hold to change as single color scrolls one by one.
- LED 2: Sides and cones follow music and change color automatically every 3 seconds.
- LED 3: Side lighting one color, cones follow music to flash the same color; press and hold for 3 seconds to change color.
- LED 4: Sides off and cones flash into one color; press and hold for 3 seconds to change color.
- LED 5: Sides do a bar graph from the middle in one color and cones flash the same color; press and hold for 3 seconds to change color.
- LED 6: Sides and cones slowly change colors automatically every 3 seconds; press and hold to turn the cone lights off.
- LED 7: Sides flash one color and cones are off. Press and hold for 3 seconds to change color.
- LED 8: Sides do a multi-color bar graph from the middle and cones flash.
- LED 9: Sides fade between colors and cones are off.
- OFF: Lighting off.

6.

SPECIFICATIONS

Power Audio: 43W (RMS) 150W (Peak) Total

Driver Units: 5.25" x 2+2" x 1

Seperation: ≥40dB

S/N: ≥70dB

Distortion: ≤0.5% (1K, 1W)

DC Input: 15V = 1.5A

Dimension: L267 x W238 x H504 (mm)


Length of adaptor: 110cm

Length of Audio cable(stereo-to-stereo): 90cm

Length of wired micphone's cable: 285cm

7.

SAFETY PRECAUTIONS



**Having Trouble?
We're here to help!**



Call us 24/7 at 1-855-292-4087 or
email us at support@alteclansing.com
or visit us at alteclansing.com

8.

FCC STATEMENT

Changes or modifications not expressly approved by the party responsible for compliance could void the user's authority to operate the equipment.

This device complies with Part 15 of the FCC Rules. Operation is subject to the following two conditions: (1) this device may not cause harmful interference, and (2) this device must accept any interference received, including interference that may cause undesired operation.

This equipment has been tested and found to comply with the limits for a Class B digital device, pursuant to Part 15 of the FCC Rules. These limits are designed to provide reasonable protection against harmful interference in a residential installation. This equipment generates, uses and can radiate radio frequency energy and, if not installed and used in accordance with the instructions, may cause harmful interference to radio communications. However, there is no guarantee that interference will not occur in a particular installation.

If this equipment does cause harmful interference to radio or television reception, which can be determined by turning the equipment off and on, the user is encouraged to try to correct the interference by one or more of the following measures:

- Reorient or relocate the receiving antenna.
- Increase the separation between the equipment and receiver.
- Connect the equipment into an outlet on a circuit different from that to which the receiver is connected.
- Consult the dealer or an experienced radio/TV technician for help.

Supplier's Declaration of Conformity
47 CFR § 2.1077 Compliance Information

Unique Identifier

Trade Name: Altec Lansing

Model No.: IMT7001

Responsible Party – U.S. Contact Information

US Company Name: SAKAR INTERNATIONAL INC.

Address: Edison, NJ 08817

Telephone number or internet contact information: 855-292-4087

RF Exposure Compliance

This equipment complies with FCC radiation exposure limits set forth for an uncontrolled environment. This equipment should be installed and operated with minimum distance 20cm between the radiator and your body.

9.

WARRANTY CARD

This warranty covers the original consumer purchaser only and is not transferable.

This warranty covers products that fail to function properly UNDER NORMAL USAGE, due to defects in material or workmanship. Your product will be repaired or replaced at no charge for parts or labor for a period of one year.

What Is Not Covered by Warranty:

Damages or malfunctions not resulting from defects in material or workmanship and damages or malfunctions from other than normal use, including but limited to, repair by unauthorized parties, tampering, modification or accident.

To Obtain Warranty Service and Troubleshooting Information:

Call 1-855-292-4087 or Visit our website at www.alteclansing.com.

To receive Warranty service along with the name and address of an authorized product service center, the original consumer purchaser must contact us for problem determination and service procedures. Proof of purchase in the form of a bill of sale or receipted invoice, evidencing that the Product is within the applicable Warranty period(s), MUST be presented in order to obtain the requested service. It is your responsibility to properly package and send any defective products along with a dated copy of proof of purchase, a written explanation of the problem, and a valid return address to the authorized service center at your expense. Do not include any other items or accessories with the defective product. Any products received by the authorized service center that are not covered by warranty will be returned unrepaid.

NO WARRANTIES, WHETHER EXPRESS OR IMPLIED, INCLUDING, BUT NOT LIMITED TO, ANY IMPLIED WARRANTIES OF MERCHANTABILITY OR FITNESS FOR A PARTICULAR PURPOSE, OTHER THAN THOSE EXPRESSLY DESCRIBED ABOVE SHALL APPLY. DISTRIBUTOR FURTHER DISCLAIMS ALL WARRANTIES AFTER THE EXPRESS WARRANTY PERIOD STATED ABOVE. NO OTHER EXPRESS WARRANTY OR GUARANTY GIVEN BY ANY PERSON, FIRM OR ENTITY WITH RESPECT TO THE PRODUCT SHALL BE BINDING ON DISTRIBUTOR. REPAIR, REPLACEMENT, OR REFUND OF THE ORIGINAL PURCHASE PRICE - AT DISTRIBUTOR'S SOLE DISCRETION -ARE THE EXCLUSIVE REMEDIES OF THE CONSUMER. IN NO EVENT WILL DISTRIBUTOR, ITS MANUFACTURERS, OR SAKAR INT. BE LIABLE FOR ANY INCIDENTAL, DIRECT, INDIRECT, SPECIAL, PUNITIVE OR CONSEQUENTIAL DAMAGES (SUCH AS, BUT NOT LIMITED TO, DAMAGES FOR LOSS OF PROFITS, BUSINESS, SAVINGS, DATA OR RECORDS) CAUSED BY THE USE, MISUSE OR INABILITY TO USE THE PRODUCT. EXCEPT AS STATED HEREIN, NO OTHER WARRANTIES SHALL APPLY. NOTWITHSTANDING THE FOREGOING, CONSUMER'S RECOVERY AGAINST DISTRIBUTOR SHALL NOT EXCEED THE PURCHASE PRICE OF THE PRODUCT SOLD BY DISTRIBUTOR. THIS WARRANTY SHALL NOT EXTEND TO ANYONE OTHER THAN THE ORIGINAL CONSUMER WHO PURCHASED THE PRODUCT AND IS NOT TRANSFERABLE.

Some countries, states or provinces do not allow the exclusion or limitation of incidental or consequential damages or allow limitations on warranties, so limitation or exclusions may not apply to you. This warranty gives you specific legal rights, and you may have other rights that vary from state to state or province to province. Contact your authorized retailer to determine if another warranty applies. This product is manufactured, distributed and sold by SAKAR International, Inc. All other trademarks are the property of the respective owner, who has not sponsored, endorsed or approved this product.

10.

IMPORTANT SAFETY INSTRUCTIONS

1. Read these instructions – All the safety and operating instructions should be read before this product is operated.
2. Keep these instructions – The safety and operating instructions should be retained for future reference.
3. Heed all warnings – All warnings on the appliance and in the operating instructions should be adhered to.
4. Follow all instructions – All operating and use instructions should be followed.
5. Do not use this speaker near water or in moist environments. Do not put this product on wet surfaces.
6. Clean only with dry cloth.
7. Do not block any ventilation openings. Install in accordance with the manufacture's instructions.
8. Do not install near any heat sources such as radiators, heat registers, stoves, or other apparatus (including amplifiers) that produce heat.
9. Do not defeat the safety purpose of the polarized or grounding plug. A polarized plug has two blades with one wider than the other. A grounding plug has two blades and a third grounding prong. The wide blade or the third prong is provided for your safety. If the provided plug does not fit into your outlet, consult an electrician for replacement of the obsolete outlet.
10. Protect the power cord from being walked on or pinched particularly at the plugs, convenience receptacles, and at the point where they exit from the apparatus.
11. Only use attachments/accessories specified by the manufacturer.
12. Use only with the cart, stand, tripod, bracket, or table specified by the manufacturer, or sold with the apparatus. When a cart or rack is used, use caution when moving the cart/apparatus combination to avoid injury from tip-over.



13. Unplug the apparatus during lightning storms or when unused for long periods of time.
14. Refer all servicing to qualified personnel. Servicing is required when the apparatus has been damaged in any way, such as power supply cord or plug is damaged, liquid has been spilled or objects have fallen into the apparatus has been exposed to rain or moisture, does not operate normally, or has been dropped.
15. CAUTION: These servicing instructions are for use by qualified service personnel only. To reduce the risk of electric shock, do not perform any servicing other than that contained in the operating instructions unless you are qualified to do so.
16. WARNING: To reduce the risk of fire or electric shock, do not expose this apparatus to rain or moisture. The apparatus shall not be exposed to dripping or splashing and that objects filled with liquids, such as vases, shall not be placed on apparatus.
17. WARNING: For the terminals marked with symbol of "⚡" may be of sufficient magnitude to constitute a risk of electric shock. The external wiring connected to the terminals requires installation by an instructed person or the used of ready-made leads or cords.
18. This equipment is a Class II or double insulated electrical appliance. It has been designed in such a way that it does not require a safety connection to electrical earth.

10.

IMPORTANT SAFETY INSTRUCTIONS



- This lightning flash with arrowhead symbol within an equilateral triangle is intended to alert the user to the presence of non-insulated "dangerous voltage" within the product's enclosure that may be of sufficient magnitude to constitute a risk of electric shock.

- Warning: To reduce the risk of electric shock, do not remove cover (or back) as there are no user-serviceable parts inside. Call a professional to fix the suspected problem.

- The exclamation point within an equilateral triangle is intended to alert the user to the presence of important operating and maintenance instructions in the literature accompanying the appliance.

Keep manual and all relevant information for future reference

JUST LISTEN.

The Bluetooth® word mark and logos are registered trademarks owned by the Bluetooth SIG, Inc. and use of such marks by AL Infinity, LLC is under license. Other trademarks and trade names are those of their respective owners.