



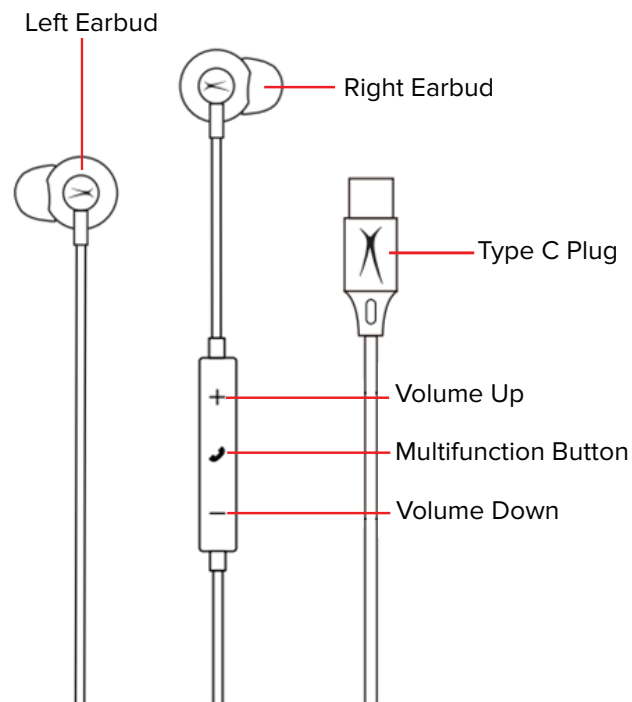
CONNECT IN-EAR 2.0

Wired Stereo Earphones
with USB-C Connector

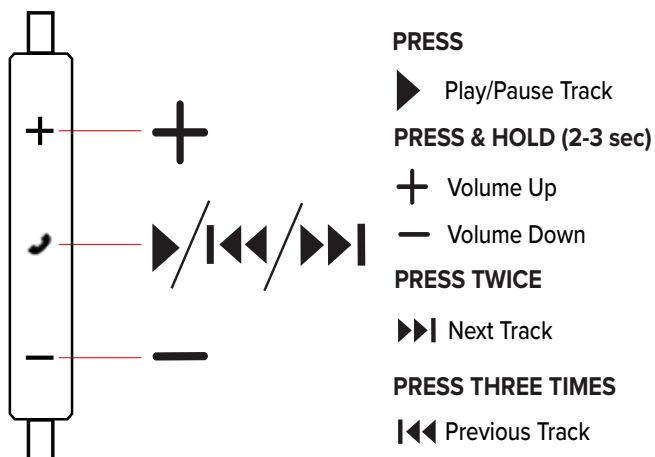
QUICK START GUIDE
ITEM: MZX2008

Thank you for purchasing the Connect In-Ear Wired Stereo Earphones. For best results, read this manual before use.

Closer Look



Listening to Audio



Directions

To play or pause the current audio press on the Multifunction button.

To go to the next track press the Multifunction button twice.

To go back a track press the Multifunction button three times.

Press and hold the volume up or down buttons for approximately 2 to 3 seconds to increase or decrease volume.

Additional Features

Depending on what device the earphone is connected to additional features may be available.

Voice Assistant

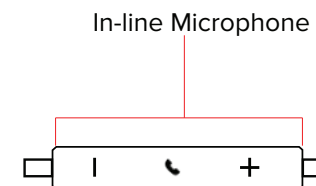
If the earphone is connected to a smartphone with a voice assistant enabled (Such as Siri for iOS, or a Google Assistant for Android), you can turn on voice assistant from your earbuds by pressing and holding the multifunction button for 2 seconds.

Phone Control

If the earphone is connected to a smartphone, you can accept or hang up calls by pressing the multifunction button. To decline calls press and hold the multifunction button for 2 seconds.

In-line Microphone

The earphones contain an In-line microphone that you can use to talk during calls.




QUICK START GUIDE

ITEM: MZX2008



IN-LINE
MIC



USB
CONNECTOR



TANGLE FREE
CABLES



Features

- Tangle free cables
- USB-C Connector
- In-line Mic

Contents

- Connect In-Ear 2.0 Wired Stereo Earphones with USB-C Connector
- Quick Start Guide

Safety Precautions

When using your Earphones, basic safety precautions should always be followed, including the following:

1. READ ALL INSTRUCTIONS BEFORE USING YOUR EARPHONES.
2. Never expose your earphones to high temperatures, extreme cold, high humidity or any moisture or water.
3. In order to avoid the risk of electric shock, never attempt to open your earphones or repair it without the assistance of certified professionals.
4. Your earphones is not to be used by children or the infirm without suitable adult supervision.
5. Always press all buttons carefully. Do not manhandle your earphones.
6. Do not use your earphones at temperatures under 32°F (0°C) or over 104°F (40°C).
7. Do not drop your earphones, throw it, or subject it to strong impacts or physical trauma.
8. If you detect any abnormalities when using your earphones, contact the manufacturer for support. In addition, do not continue to use your earphones if you detect any smoke or fire.
9. This product is not intended for commercial use.
10. Unplug your earphones when not in use for extended periods of time.
11. Please recycle or dispose of your earphones properly based on the laws and rules of your municipality. Contact local recycling facilities and/or the manufacturer of for further information.
12. Clean your earphones using a soft cloth or paper towel. Do not use harsh chemicals when cleaning your earphones, and never submerge your earphones in water.



Warning

To prevent possible hearing damage, do not listen at high volume levels for long periods. For your own safety, please be aware of your surroundings when using these headphones.

Warranty

This warranty covers the original consumer purchaser only and is not transferable.

This warranty covers products that fail to function properly UNDER NORMAL USAGE, due to defects in material or workmanship. Your product will be repaired or replaced at no charge for parts or labor for a period of one year.

What Is Not Covered by Warranty

Damages or malfunctions not resulting from defects in material or workmanship and damages or malfunctions from other than normal use, including but not limited to, **repair by unauthorized parties, tampering, modification, or accident.**

To Obtain Warranty Service and Troubleshooting Information:

Call 1-855-292-4087 or visit our website at www.alteclansing.com

To receive Warranty service along with the name and address of an authorized product service center, the original consumer purchaser must contact us for problem determination and service procedures. Proof of purchase in the form of a bill of sale or receipted invoice, evidencing that the product is within the applicable Warranty period(s), MUST be presented in order to obtain the requested service. It is your responsibility to properly package and send any defective products along with a dated copy of proof of purchase, a written explanation of the problem, and a valid return address to the authorized service center at your expense. Do not include any other items or accessories with the defective product. Any products received by the authorized service center that are not covered by warranty will be returned unrepaid.

FCC Statement

Changes or modifications not expressly approved by the party responsible for compliance could void the user's authority to operate the equipment.

This device complies with Part 15 of the FCC Rules. Operation is subject to the following two conditions: (1) this device may not cause harmful interference, and (2) this device must accept any interference received, including interference that may cause undesired operation.

This equipment has been tested and found to comply with the limits for a Class B digital device, pursuant to Part 15 of the FCC Rules. These limits are designed to provide reasonable protection against harmful interference in a residential installation. This equipment generates, uses and can radiate radio frequency energy and, if not installed and used in accordance with the instructions, may cause harmful interference to radio communications. However, there is no guarantee that interference will not occur in a particular installation.

If this equipment does cause harmful interference to radio or television reception, which can be determined by turning the equipment off and on, the user is encouraged to try to correct the interference by one or more of the following measures:

- Reorient or relocate the receiving antenna.
- Increase the separation between the equipment and receiver.
- Connect the equipment into an outlet on a circuit different from that to which the receiver is connected.
- Consult the dealer or an experienced radio/TV technician for help.

Altec Lansing
Edison, NJ 08817

© 2024 AL Infinity, LLC. All rights reserved. ALTEC LANSING, HORN design, and other related logos are registered trademarks of AL Infinity and used under license.

Other trademarks and trade names are those of their respective owners.